








# 2019 Giving Trends By Charitable Issues Areas


## INCREASED

	<b>ENVIRONMENT &amp; ANIMALS</b> 11.3% / Total = \$14.2B	↑
	<b>EDUCATION</b> 12.1% / Total = \$64.1B	↑
	<b>RELIGIOUS</b> 2.3% / Total = \$128.2B	↑
	<b>PUBLIC SOCIETY</b> 13.1% / Total = \$37.2B	↑
	<b>HUMAN SERVICES</b> 5% / Total = \$56.0B	↑
	<b>HEALTH</b> 6.8% / Total = \$41.5B	↑
	<b>ARTS &amp; CULTURE</b> 12.6% / Total = \$21.6B	↑

## DECREASED

None in 2019

## STAYED THE SAME

	<b>INTERNATIONAL</b> -0.4/ Total = \$28.9B	↔
---	---	---